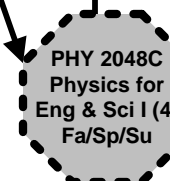
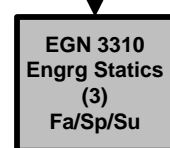
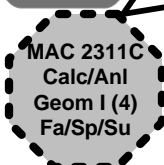


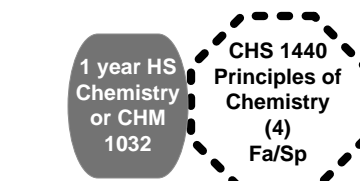
MAC 1105, MAC 1114 & MAC 1140 with grades of "C" or better OR Passing score on Math Placement Exam



Courses which are pre-requisites must be completed with a grade of "C" (2.0) or better.


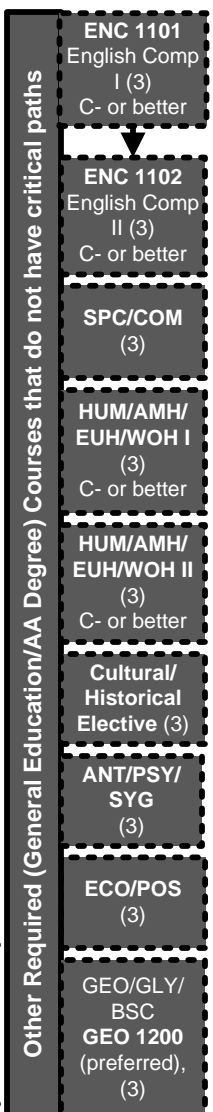
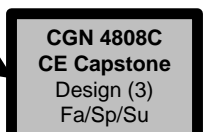
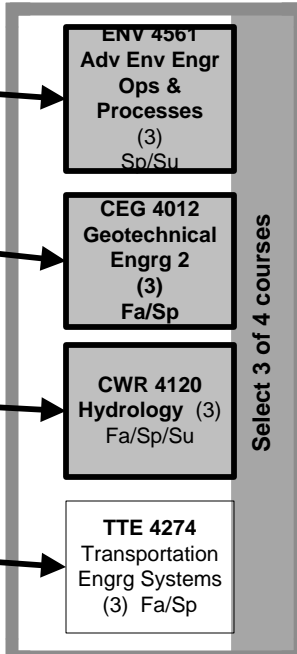
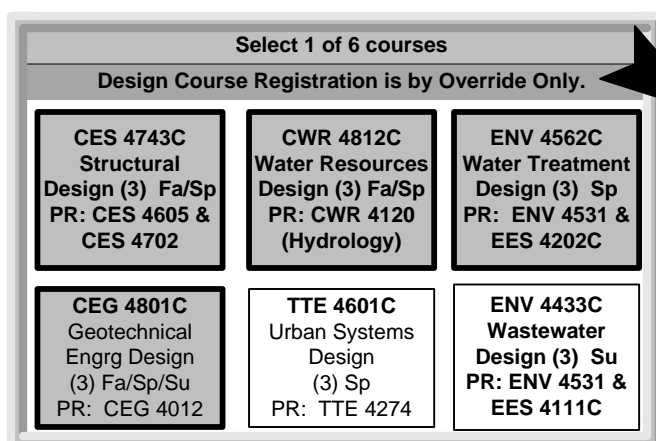


- Highlighted courses are part of longest "critical" path.
- Transfer students will take an upper level Technical Elective course in place of EGS 1006C and EGN 1007C.



Technical Elective (3)
Select from list at cece.ucf.edu
From 1 hr short on CWR 4xxxC and 2 hr short on CGN 3700C

CGN 3xxx Num Meth in CE (3) if taking CES 4100C after Spring 2017



More info at www.fbpe.org and www.ncees.org

CIVIL ENGINEERING

2011 to 2015 CATALOG - REQUIRED COURSEWORK

updated for 2016 course changes

COURSE PREREQUISITE CRITICAL PATH DIAGRAM

